

Dati tecnici
Technical data

Scrivania
Desks

Scrivania P 65 - P 80
D 65 - D 80 desk



L/W	80	P/D	65	H/H	74
	100		80		
	120				
	140				
	160				
	180				
	200				

Scrivania P 65 - 80 da collegare in linea
D 65 - D 80 in-line connectable desk



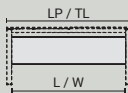
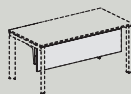
L/W	80	P/D	65	H/H	74
	100		80		
	120				
	140				
	160				
	180				
	200				

Scrivania P 90
D 90 desk



L/W	180	P/D	90	H/H	74	M	V
	200						

Modesty panel
Modesty panels



LP/TL	80	L/W	67	P/D	1.8	H/H	35
	100		87				
	120		107				
	140		127				
	160		147				
	180		167				
	200		187				

Allungo laterale P 65 - P 80
D 65 - D 80 desk return



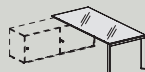
L/W	80	P/D	65	H/H	74	M
	100		80			
	120					
	100		65		74	V

Allungo laterale per cassetiera P 65
D 65 return for high pedestal



L/W	80	P/D	65	H/H	74
	100				
	120				

Scrivanie P 80 - P 90 integrabili con mobile di servizio
D 80 - D 90 desks to be connected to the service unit



L/W	160	P/D	80	H/H	74	M
	180					
	200					
	180		90		74	M
	200					

M Melaminico
Melamine

* Con Supporto
Con Supporto

R Piani con angoli raggiati R. 45 mm
Worktops with rounded corners R. 45 mm

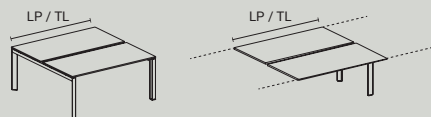
Dimensioni espresse in centimetri
Dimensions stated in centimetres

V Vetro
Glass

II Con colonne
Con colonne

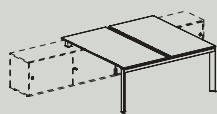
Bench - Accessori - Tavoli riunione
Benches - Accessories - Meeting tables

Bench P 136.5 - P 166.5
D 136.5 - D 166.5 benches



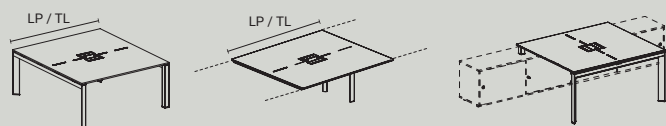
L/W	100	P/D	136.5	H/H	74
	120		166.5		
	140				
	160				
	180				
	200				

Bench integrabile con mobile di servizio P 166.5
D 166.5 bench to be connected to the service unit



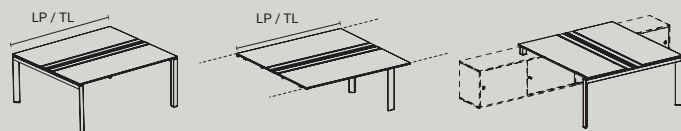
L/W	160	P/D	166.5	H/H	74
	180				
	200				

Bench P 158 - Piano unico con asole - 2 top access
D 158 bench - One-piece worktop with slots - 2 top access



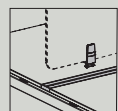
L/W	140	P/D	158	H/H	74
	160				
	180				

Bench P 158 - Con binario centrale - 2 sportelli
D 158 bench - With central rail - 2 flip doors



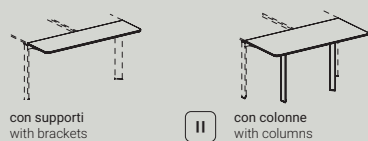
L/W	160	P/D	158	H/H	74
	180				
	200				

Binario centrale con staffe per bench P 136.5 - P 166.5
Central rail with brackets for D 136.5 - D 166.5 benches



L/W	120	P/D	6.5	H/H	1.8
	140				
	160				
	180				
	200				

Piano terminale con supporti o colonne R
Lateral top with brackets or columns



*

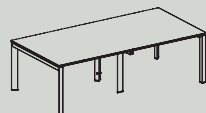
con supporti
with brackets

II

con colonne
with columns

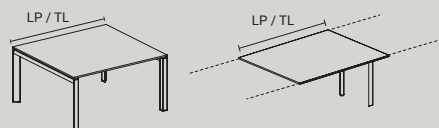
L/W	136.5	P/D	40	H/H	1.8	*
	158					
	166.5					
	136.5		65		74	II
	158					
	166.5					

Tavolo riunioni rettangolare P 120
D 120 rectangular meeting table



L/W	240	P/D	120	H/H	74
-----	-----	-----	-----	-----	----

Tavolo riunioni P 136.5
D 136.5 meeting tables



L/W	140	P/D	136.5	H/H	74
	160				
	180				