

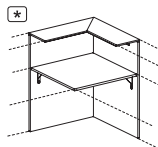
Moduli bancone standard/Standard counter units

P 84 × H 112,5



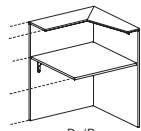
703.MB.01.08_L 80
703.MB.01.14_L 140
703.MB.01.16_L 160
703.MB.01.20_L 200**
Moduli dritti/Straight counter units

L 84 P 84 × H 112,5



703.MB.03.08_
Raccordo 90° a 2 vie
/2 ways 90° connection unit

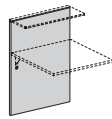
L 84 P 84 × H 112,5



703.MB.04.08_
Terminale 90° Dx- Sx
/Terminal counter unit 90° R - L

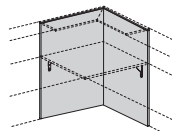
Componenti per moduli bancone/Components for counter units

P 2,5 × H 110



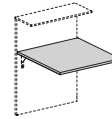
703.SQ.01.08_L 80
703.SQ.01.14_L 140
703.SQ.01.16_L 160
703.SQ.01.20_L 200**
Schiene per moduli dritti
/Back panels for straight units

L 84 P 84 × H 110



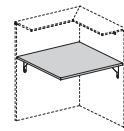
703.SQ.02.08_
Schiene per moduli 90°
/Back panels for 90° units

P 80 × H 2,5



703.PQ.01.08_L 80
703.PQ.01.14_L 140
703.PQ.01.16_L 160
703.PQ.01.20_L 200
Piani scrivania per moduli dritti
/Worktops for straight units

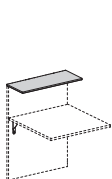
L 80 P 80 × H 2,5



703.PQ.02.08_
Piani scrivania per moduli 90°
/Worktops for 90° units

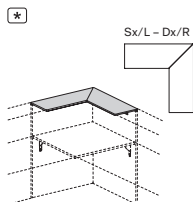
Componenti per moduli bancone/Components for counter modules

P 30 × H 1,8



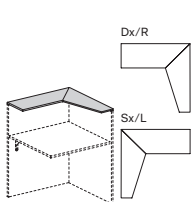
703.TQ.01.08_L 80
703.TQ.01.14_L 140
703.TQ.01.16_L 160
703.TQ.01.20_L 200
Top per moduli dritti
/Top for straight units

L 84 P 84 × H 1,8



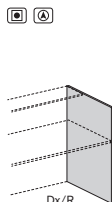
703.TQ.02.08_
Top per raccordo 90° a 2 vie
/Top for 90° units

L 84 P 84 × H 1,8



703.TQ.03.08_
Sx/L - Dx/R
Top per terminali 90° Dx - Sx
/R - L top for 90° terminal units

L 84 P 2,5 × H 112,5



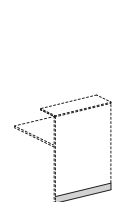
703.FC.01.08_
Sx/L - Dx/R
Fianchi terminali Dx - Sx
/R - L terminal sides

L 5 P 5 × H 71,5



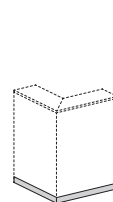
703.GM.01.01
Colonna intermedia
/Intermediate slim column

P 2,5 × H 8



703.ZB.01.08_L 80
703.ZB.01.14_L 140
703.ZB.01.16_L 160
703.ZB.01.20_L 200
Zoccoli per moduli dritti/Metal plinth
for straight units (Optional)

L 84 P 84 × H 8




703.ZB.02.08
Zoccoli per moduli 90°
/Metal plinth for 90° units (Optional)

* Non utilizzabile come terminale/It cannot be used as a terminal side

Ⓛ Componenti non collegabili con modulo conversazione/Items that cannot be connected with the conversation counter units

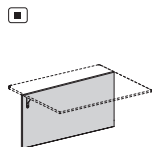
Moduli bancone con piano conversazione/Counter units with conversation top

L 140 P 115 × H 74



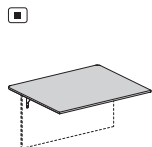
703.MB.02.14_
Modulo conversazione
/Conversation counter unit

L 140 P 2,5 × H 71,5



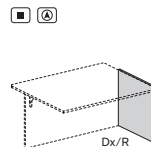
703.SQ.03.14_
Schiene per modulo conversazione
/Back panels for conversation unit

L 140 P 115 × H 2,5



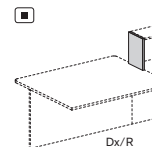
703.PQ.03.14_
Piano per modulo conversazione
/Worktop for conversation unit

L 84 P 2,5 × H 74



703.FC.03.08_
Sx/L - Dx/R
Fianchi terminali per modulo conversazione
/Terminal sides for conversation unit

L 28 P 2,5 × H 39

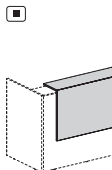


703.CT.A1.02_
Sx/L - Dx/R
Fianchetti superiori per modulo conversazione
/Small sides for conversation unit

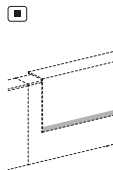
Ⓛ Gli zoccoli sono optional e non sono previsti per i fianchi terminali / The aluminium plinths are optional and are not intended for end panels

Top accettazione/Decorative top

P 32,3 × H 74



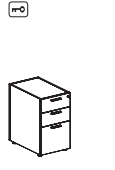
703.TA.01.14_L 140
703.TA.01.16_L 160



703.LQ.02.14_L 140
703.LQ.02.16_L 160

Cassettiere portanti/Carrying pedestals

L 42 P 65 × H 72,2

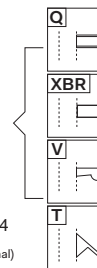


550.CS.30.04_ 550.CS.40.04_
Cassettiere senza top per integrazione sotto
il piano di lavoro/Pedestals without top to be
integrated under the worktop

H 1,8

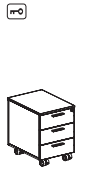


550.CG.12.04
Zoccolo (Optional)
/Base frame (Optional)

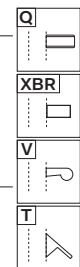


Cassettiere/Pedestals


L 42 P 57 × H 55,5



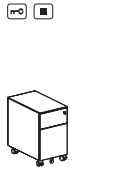
550.CS.10.04_ Melaminico/Melamine
550.CS.20.04_ Melaminico/Melamine



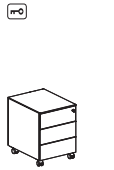
L 32,2 P 54,2 × H 55,6



550.CS.1M.03_ Metalliche/Metallic
550.CS.2M.03_ Metalliche/Metallic



L 42,2 P 54,2 × H 55,6

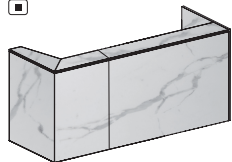


550.CS.1M.04_ Metalliche - Vaschetta
porta cancelleria inclusa
/Metallic - Stationery tray
included
550.CS.2M.04_ Metalliche - Vaschetta
porta cancelleria inclusa
/Metallic - Stationery tray
included

Note: Per portacancelleria cassette, vedi capitolo DV300-Accessori / For stationery tray, see chapter DV300-Accessories.

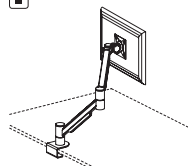
Composizione in gres/Gres composition

L 247 P 84 × H 112,5



703.CM.P1

Bracci porta video/Arms for video support

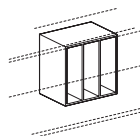


300.AC.02.01

Braccio porta video mobile su piano
/ Dynamic arm for video support on deskbase

Accessori/Accessories

L 35 P 24 × H 35



300.AC.14.03

Canalizzazione – Elettrificazione/Wire-Management – Electrification



300.AP.V1.00



300.AP.15.05 L 58

For 703.MB.01.08_/703.MB.04.08_

300.AP.15.08 L 88

For 703.MB.01.20_

300.AP.15.11 L 110

For 703.MB.01.14_/703.MB.02.14_

300.AP.15.14 L 140

For 703.MB.01.16_



703.AP.01.04 L 45

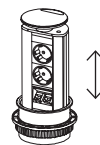
For 703.MB.03.08_



300.AP.S1.02 L 20,5

300.AP.S1.03 L 30

300.AP.S1.04 L 42



300.AP.T4.01

300.AP.T5.01 – UK

300.AP.T6.01 – US

Ø 8



300.AP.T8.11

300.AP.T8.14

300.AP.T8.17

300.AP.T8.20



300.AP.T2.01 Ø 8



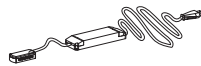
300.AP.T7.01 Ø 6

300.AP.T8.01 Ø 8



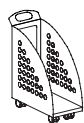
Led

703.LQ.03.00 L 55



703.KQ.03.00

15W/100 – 240V ≥ 12V



300.AC.06.05_

Note:

① Progettare la composizione del bancone ed aggiungere: n°1 gamba intermedia per ogni collegamento tra due moduli; n° 1 fianco terminale dx o sx, o fianco terminale conversazione per ogni lato finale del bancone; copertura superiore per ogni collegamento tra modulo conversazione e modulo bancone /When designing the counter composition, add the following elements: n°1 middle leg for each connection between two counters; n°1 terminal side (RH or LH), or terminal side for conversation counter unit on each side of the counter unit; upper cover element for the connection between the conversation counter unit and the standard counter unit;

② Per la scelta dei contenitori e degli accessori vari, consultare il relativo listino o catalogo./To choose storage units and accessories, please check correspondent pricelist or catalogue;

③ Le dimensioni sono espresse in cm – consultare il listino prezzi per le caratteristiche tecniche, i codici degli articoli e delle finiture./Dimensions are stated in cm – for technical characteristics, article code numbers and finishing see price list;

** Le schiene L=200 cm non sono disponibili noce "Maroncelli"/ The back panels W=200 cm are not available in "Maroncelli" walnut.

■ Prodotti non in pronta consegna. Per la disponibilità contattare l'ufficio commerciale./Items not in prompt delivery. Please contact the commercial department to check availability;

● Articoli prodotti solo su richiesta./Items produced only on demand;

🔒 Con serratura./With lock.

🗑️ Fino ad esaurimento./Until exhaustion;